

ioLogik R2110

RS-485 remote I/O with 12 digital inputs and 8 digital outputs



- > 12-channel 24 VDC digital inputs with DI Event Counter mode, and software selectable filtering time
- > 8-channel 24 VDC digital outputs with pulse output mode and software selectable pulse width
- > LED indicators for all I/O channels
- > Over-temperature protection (up to 175°C)
- > Over-current protection (400-mA/channel)
- > Easy-to-use, quick programming library for VB, VC++, BCB, .NET
- > Firmware upgradable over RS-485



Specifications

Serial Communication

Interface: RS-485-2w: Data+, Data-, GND
Serial Line Protection: 15 KV ESD for all signals

Serial Communication Parameters

Parity: None
Data Bits: 8
Stop Bits: 1
Flow Control: None
Baudrate: 1200 to 115200 bps
Protocol: Modbus/RTU

Digital Input

Channels: 12, source type
I/O Mode: DI or Event Counter (up to 50 Hz)
Dry Contact:
 Logic 0: short to GND
 Logic 1: open
Wet Contact:
 Logic 0: 0 to 3 VDC
 Logic 1: 10 to 30 VDC
 (DI COM to DI)

Common Type: 12 points per COM

Isolation: 3K VDC or 2K Vrms

Digital Output

Channels: 8, sink type, 36 VDC, 200 mA
I/O Mode: DO or Pulse Output (up to 50 Hz)
Output Current Rating: Max. 200 mA per channel
Isolation: 3K VDC or 2K Vrms
Output Frequency: 50 Hz

Power Requirements

Power Input: 24 VDC nominal, 12 to 48 VDC
Power Consumption: 282 mA typical @ 24 VDC

Physical Characteristics

Wiring: I/O cable max. 14AWG
Dimensions: 115 x 79 x 45.63 mm (4.53 x 3.11 x 1.8 in)
Weight: 200 g

Environmental Limits

Operating Temperature: -10 to 60°C (14 to 140°F)
Storage Temperature: -40 to 85°C (-40 to 185°F)
Ambient Relative Humidity: 5 to 95% (non-condensing)

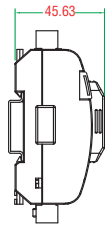
Regulatory Approvals

EMI: FCC Part 15, CISPR (EN55022) class A
EMS: IEC 61000-4, IEC 61000-6
Shock: IEC 60068-2-27
Freefall: IEC 60068-2-32
Vibration: IEC 60068-2-6

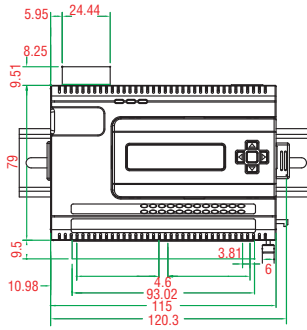
Warranty

Warranty Period: 2 years
Details: See www.moxa.com/warranty

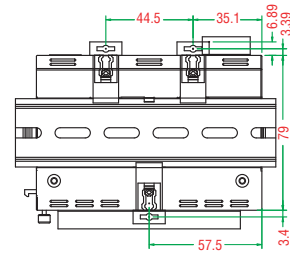
Dimensions (unit = mm)



Side View



Front View



Rear View

Pin Assignment

I/O (left to right)

1	2	3	4	5	6	7	8	9	10	11	12	13	14	15	16	17	18	19	20	21	22	23	24
DI.COM	DI0	DI1	DI2	DI3	DI4	DI5	DI6	DI7	DI8	DI9	DI10	DI11	DI.GND	DO.PWR	DO0	DO1	DO2	DO3	DO4	DO5	DO6	DO7	DO.GND

Ordering Information

ioLogik R2110: RS-485 remote I/O with 12 digital inputs and 8 digital outputs

LDP1602: LCD module with 16 x 2 text display and 5 buttons